




## Structure



- |                                 |                         |
|---------------------------------|-------------------------|
| ① Insert SIM/SD drawer          | ⑧ Activation key / lock |
| ② Rear flash                    | ⑨ Microphone            |
| ③ Rear camera                   | ⑩ Micro USB port        |
| ④ 3.5mm earphones slot          | Speaker                 |
| ⑤ Receiver                      | ⑪ Fingerprint key       |
| ⑥ Front camera                  | ⑫ Home screen key       |
| ⑦ Increase/ Decrease volume key |                         |

When you switch on your phone for the first time, press the side key (8) and hold to activate.

At the initial screen, touch any icon to access the relative application.

To move back to the home screen, touch the  home screen key. To move back, tap on the back icon . To open the active application management screen, touch the menu tab .

## Phone Initialization

For Single SIM Users

### Insert & Remove SIM and SD cards

To insert the Micro SIM and Nano SIM cards on in the device, only use the special tool found in the package and push it through the hole, in order for its drawer to pop out as in **picture a**. Place the cards as shown in **picture b** and push the drawer back to its place.

In order to remove the Micro Sim card, follow the same steps in reverse.



## Phone opening

For Dual SIM Users

### Insert & Remove SIM and SD cards

To insert the Micro SIM and Nano SIM cards on in the device, only use the special tool found in the package and push it through the hole, in order for its drawer to pop out as in **picture a**. Place the cards as shown in **picture b** and push the drawer back to its place.

In order to remove the Micro Sim card, follow the same steps in reverse.



## Telephone Assistance



© 2003-2018 MLS.

All rights reserved.

The business names and logos MLS, MAIC and MX 4G are trademarks owned by MLS Innovation, registered in Greece and in other countries.

Android is trademark owned by Google Inc.

With the present, the manufacturer MLS Innovation declares that the device is in compliance with all essential demand and other relative clauses of the directive 1999/5/EC.

A copy of the Compliance Declaration can be found at the MLS website: <http://www.mlshop.gr/content/diloseis-symmorfosis>



CE 0700